

NEW ZEALAND MASTERS GAMES™

NZMG 2023

Sunday 5th February 2023

Mens Javelin M30-34, M35-39, M 40-44, M45-49, M 50-54, M 55-59 9.00am

First Name	Surname	Region	Grade	Attempt	Attempt	Attempt	Best	Place
Praveen	Silva	Normanby	30-34	36.41	43.62	36.75	43.62	1
Luke	Crombie	Camberley, Hastings	35-39	41.21	42.48	42.19	42.48	1
Iona	Lupena	Auckland	35-39	x	28.8	29.55	29.55	2
Bevin	Thirkell	Palmerston North	35-39	x	x	20.02	20.02	3
Aparangi	Hemara	New Plymouth	35-39					
Charles	Watkins	Havelock North	40-44	x	31.82	32.54	32.54	1
Filipo	Levi	Auckland	40-44	25.52	x	24.93	25.52	2
Hadleigh	Reid	Whanganui	40-44	20.89	x	x	20.89	3
Joshua	Sharkey	Upper Hutt	45-49	17.15	x	18.25	18.25	1
Jannie	de Wit	Mayfair	50-54	30.21	29.77	31.69	31.69	1
Greg	Keenan	Wellington	50-54	25.47	29.89	28.02	29.89	2
Craig	Marriott	New Plymouth	50-54	26.19	28.04	x	28.04	3
Kerry	Griffiths	Ashhurst	50-54	x	27.78	27.84	27.84	4
Mark	Cornaga	Hamilton	50-54	20.3	24.19	25.71	25.71	5
Andre	Nobbs	New Plymouth	55-59	32.34	22.97	27.45	32.34	1



NEW ZEALAND MASTERS GAMES™

NZMG 2023

Sunday 5th February 2023

Mens Javelin M60-64, M65-69, M70-74, M75-79, M85-89, M90+ 10.30am

First Name	Surname	Region	Grade	Attempt	Attempt	Attempt	Best	Place
Michael	O'Leary	Hastings	60-64	36.80	29.72	28.15	36.80	1
Gary	Rawson	Lower Hutt	60-64	26.41	27.04		27.04	2
Shawn	McMahon	Bend	60-64	25.74	23.34	24.13	25.74	3
Mark	Bradley	Lower Hutt	60-64	X	8.88	17.24	18.88	4
Stephen	O'Longargain	Henderson	60-64	14.36	X	16.47	16.47	5
wayne	fielder	Edge Hill	65-69	22.71	23.41	24.83	24.83	1
Biv	Arathoon	Paraparaumu	65-69	16.70	19.65	16.91	19.65	2
Tapendra sing	Sokhi	Mount wellington	65-69	11.52	13.44	13.63	13.63	3
PREM ASISH	MUKERJEE	Browns Bay/ Auckland	65-69	9.66	9.66	7.19	9.66	4
Laurie	Malcolmson	Dannevirke	70-74	32.90	x	x	32.90	1
Tuariki	Delamere	Glen Eden	70-74	23.80	x	24.25	24.25	2
Peter	Barnes	Fairfield, Lower Hutt	70-74	x	6.89	x	6.89	3
Peter	Crawford	Taupo	75-79	19.96	x	20.72	20.72	1
BARRY	KREBS	LEVIN	85-89	16.50	16.49	15.06	16.50	1
Jim	Blair	Dunedin	90-94	14.74	15.65	16.99	16.99	1

Allan	Martin	Warkworth	95-99	4.98	4.38	5.36	5.36	1
-------	--------	-----------	-------	------	------	------	------	---



**NEW
ZEALAND
MASTERS
GAMES™**

NZMG 2023

Sunday 5th February 2023

Womens TJ 30+ All grades 9.00am

First Name	Surname	Region	Grade	Attempt	Attempt	Attempt	Attempt	Best	Place
Raewyn	Grigg	Inglewood	50-54	7.2	7.68	x		7.68	1
Theresa	Bartlett	Masterton	50-54	6.34	7.04	6.89	6.8	7.04	2
Frances	Bayler	Wanganui	80-84	x	4.91		4.71	4.91	1



NEW ZEALAND MASTERS GAMES™

NZMG 2023

Sunday 5th February 2023

Mens TJ 30+ All grades

9.30am

First Name	Surname	Region	Grade	Attempt	Attempt	Attempt	Attempt	Best	Place
Kerry	Griffiths	Ashhurst	50-54	x	6.57	6.74	7.10	7.10	1
Richard	Takurua	Ashhurst	55-59	6.82				6.82	1
Gary	Rawson	Lower Hutt	60-64	8.68	x	8.93	9.24	9.24	1
Michael	O'Leary	Hastings	60-64	x	7.56	7.43	7.55	7.56	2
Kepi	Elisara	Papakowhai	60-64	7.49	7.10	7.43		7.49	3
Dennis	O'Leary	Hastings	65-69	7.72	8.08	7.74	8.01	8.08	1
Pale	Sauni	Titirangi	65-69	6.55	6.77	6.50	6.41	6.77	2
Ian	Morton	Wainuiomata, Lower Hutt	65-69	x	4.79	4.77		4.79	3
Tapendra singh	Sokhi	Mount wellington	65-69	3.84	3.98			3.98	4
PREM ASISH	MUKERJEE	Browns Bay/ Auckland	65-69	x	3.60	3.74	3.47	3.47	5
Anura	Puliyadda	Auckland	70-74	6.6	7.42	7.29	7.60	7.60	1
Tuariki	Delamere	Auckland	70-74	5.2	5.95	6.98	6.80	6.98	2
Ross	McBeth	Whanganui	75-79	5.57	x	x	x	5.57	1



NEW ZEALAND MASTERS GAMES™

NZMG 2023

Sunday 5th February 2023

Womens Shotput 30+ All grades

10.15am

First Name	Surname	Region	Grade	Weight	Attempt	Attempt	Attempt	Best	Place
Lisa	Miller	Wanganui	35-39	4kg	6.85	6.73	6.48	6.85	1
Vanessa	Pendergrast	Pahiatua	40-44	4kg	8.13	8.08	8.07	8.13	1
Lisa	Martin	Whanganui	40-44	4kg	6.85	6.67	6.59	6.85	2
Julie	Whiting	Burbank	40-44	4kg	6.08	5.80	5.75	6.08	3
Mere	Tua	Whanganui	40-44	4kg	6.01	X	5.72	6.01	4
Fiona	Black	New Plymouth	50-54	3kg	8.33	8.50	8.80	8.80	1
Theresa	Bartlett	Masterton	50-54	3kg	X	7.76	8.70	8.70	2
Raewyn	Grigg	Inglewood	50-54	3kg	8.44	8.20	8.39	8.44	3
Veronique	Gibbons	Cambridge	50-54	3kg	5.92	6.29	7.40	7.40	4
Caren	Steed	Whanganui	50-54	3kg	X	6.02	6.93	6.93	5
Colleen	Sheldon	Whanganui	50-54	3kg	X	5.69	6.54	6.54	6
Dale	McMillan	Palmerston North	55-59	3kg	8.39	8.43	8.25	8.43	1
Jen	Fee	Palmerston North	55-59	3kg	7.61	7.38	7.24	7.61	2
Amanda	Puddle	Cambridge	55-59	3kg	6.73	6.71	X	6.73	3
Gaylene	Edwards	Kapiti Coast, Wellington	55-59	3kg	5.44	6.28	5.86	6.28	4
Lorraine	Swan	Tauranga	60-64	3kg	6.59	X	6.34	6.59	1
Jill	Martin	Taihape	60-64	3kg	5.40	5.41	5.44	5.44	2

Diane	Howard	Otamatea	65-69	3kg	6.04	6.05	6.02	6.05	1
Jill	Evans	Terrace End Palmerston North	70-74	3kg	6.93	7.08	6.97	7.08	1
Beryl	McMillan	Pongaroa	70-74	3kg	7.02	6.72	6.89	7.02	2
Beryl	Rogers	titahi bay porirua	70-74	3kg	5.24	4.45	4.88	5.24	3
Nancy	McMahon	Bend	70-74	3kg	X	X	4.50	4.50	4
Rita	Gammon	Coalville U.K	85+	2kg	5.39	4.71		5.39	1



NEW ZEALAND MASTERS GAMES™


NZMG 2023

Sunday 5th February 2023

Mens Shotput M30-64 11.30am

First Name	Surname	Region	Grade	Attempt	Attempt	Attempt	Best	Place
Praveen	Silva	Normanby	30-34	7.55	7.94	7.73	7.94	1
Iona	Lupena	Auckland	35-39	9.45	9.20	9.72	9.72	1
Bevin	Thirkell	Palmerston North	35-39	8.78	8.76	8.81	8.81	2
Filipo	Levi	Auckland	40-44	10.13	9.33	9.53	10.13	1
Charles	Watkins	Havelock North	40-44	9.74	10.04	9.78	10.04	2
Joshua	Sharkey	Upper Hutt	45-49	7.84	7.93	7.96	7.96	1
Trevor	Wilson	Whanganui	45-49	6.53	6.82	6.09	6.82	2
Greg	Keenan	Wellington	50-54	10.72	11.22	11.03	11.22	1
Craig	Marriott	New Plymouth	50-54	9.20	9.71	9.66	9.71	2
Jannie	de Wit	Mayfair	50-54	8.36	8.63	8.69	8.69	3
Laini	Inivale	Te Atatu South, Auckland	55-59	11.40	x	11.47	11.47	1
Richard	Takurua	Ashhurst	55-59	10.30	9.86	9.95	10.30	2
Michael	O'Leary	Hastings	60-64	9.43	9.77	9.47	9.77	1
Stephen	O'Longargain	Henderson	60-64	7.21	7.50	7.33	7.50	2
Mark	Bradley	Lower Hutt	60-64	7.32	x	6.84	7.32	3

Shawn	McMahon	Bend, Canada	60-64	x	x	x	x	
-------	---------	--------------	-------	---	---	---	---	--



NEW ZEALAND MASTERS GAMES™

NZMG 2023

Sunday 5th February 2023

Mens Shotput 65+

12.30pm

First Name	Surname	Region	Grade	Attempt	Attempt	Attempt	Best	Place
wayne	fielder	Edge Hill	65-69	8.59	6.97	8.27	8.59	1
Tapendra singh	Sokhi	Mount wellington	65-69	x	6.75	6.45	6.75	2
PREM ASISH	MUKERJEE	Browns Bay/ Auckland	65-69	4.29	4.43	4.63	4.63	3
Tuariki	Delamere	Auckland	70-74	x	9.63	9.69	9.69	1
Peter	Barnes	Fairfield, Lower Hutt	70-74	7.18	7.40	7.49	7.49	2
Peter	Crawford	Taupo	75-79	8.6	8.44	8.67	8.67	1
Bernie	O'Sullivan	Titirangi, Auckland	75-79	5.47	6.25	5.67	6.25	2
Murray	Robb	Wellington	75-79	6.01	5.88	6.17	6.17	3
MARTIN	BRYANT	BLUFF HILL NAPIER	75-79	5.53	5.21	5.32	5.53	4
Mike	Shepherd	Ashhurst	80-84	8.03	8.36	8.32	8.36	1
BARRY	KREBS	LEVIN	85-89	5.82	6.07	5.18	6.07	1
Jim	Blair	Dunedin	90-95	6.01	6.01	5.91	6.01	1



NEW ZEALAND MASTERS GAMES™

NZMG

2023

Sunday 5th February 2023

Womens HJ all grades

11.00am

0.90

0.95

1.00

1.05

1.10

1.15

1.20

1.25

First Name	Surname	Region	Grade	Attempt	Attempt	Attempt	Attempt	Attempt	Attempt	Attempt	Attempt	Best	Place
Aimee	Tosland	Hawera	30-34			o	xo	o	xo	xxx		1.15	1
Vicky	Simpson	Havelock North	40-44			0	0	0	0	xxx		1.15	1
Raewyn	Grigg	Inglewood	50-54					0	0	0	xxx	1.20	1



**NEW
ZEALAND
MASTERS
GAMES™**

NZMG 2023

Sunday 5th February 2023

Mens HJ 65+ and all older grades			11.00am	0.75	0.80	0.85	0.90	0.95	1.00	1.05	1.10	1.15	1.20	1.25	1.30	1.35	Best	Place
First Name	Surname	Region	Grade	Attempt	Attempt	Attempt	Attempt	Attempt	Attempt	Attempt	Attempt	Attempt	Attempt	Attempt	Attempt	Attempt		
Ray	Hooper	Takapuna	65-69											o	xo	xxx	1.30	1
Ian	Morton	Wainuiomata, Lower Hutt	65-69						o	xo	o						1.10	2
PREM ASISH	MUKERJEE	Browns Bay/ Auckland	65-69	o	o	xo	o	xxx									0.90	3
Tapendra singh	Sokhi	Mount wellington	65-69		o	o	xx	x									0.85	4
Tuariki	Delamere	Auckland	70-74						o		o		o	xx			1.20	1
Mike	Shepherd	Ashhurst	80-84				o	o	o	o	xxx						1.05	1



NEW ZEALAND MASTERS GAMES™

NZMG 2023

Sunday 5th February 2023

Mens HJ M35-64

12.00pm

1.10

1.15

1.20

1.25

1.30

1.35

1.40

1.45

1.48

First Name	Surname	Region	Grade	Attempt	Attempt	Attempt	Attempt	Attempt	Attempt	Attempt	Attempt	Attempt	Best	Place
Hadleigh	Reid	Whanganui	40-44	o	o	o	o	o	xxo	o	o	xxx	1.45	1
Craig	Marriott	New Plymouth	50-54						o	xo	xxo	xxx	1.45	1
Kerry	Griffiths	Ashhurst	50-54	o	o	o	xo	xo	xxx				1.30	2
Scott	Barrett	Wellington	55-59	o	o	o	o	o	o	xxo	xo	xxx	1.45	1
Gary	Rawson	Lower Hutt	60-64			o	o	o	o	xo	xxx		1.40	1
Robert	Nawalowalo	Island Bay	60-64	o	o	o	xo	xxo	xxx				1.30	2
Michael	O'Leary	Hastings	60-64	o	xo	xo	xo	xxx					1.25	3



NEW ZEALAND MASTERS GAMES™


NZMG 2023

Sunday 5th February 2023

Womens Javelin All grades

3.35pm

First Name	Surname	Region	Grade	Attempt	Attempt	Attempt	Best	Place
Aimee	Tosland	Hawera	30-34	18.90	17.08	15.72	18.90	1
Vanessa	Pendergrast	Pahiatua	40-44	18.05	15.37	18.69	18.69	1
Lisa	Martin	Whanganui	40-44	14.46	16.11	14.12	16.11	2
Vicky	Simpson	Havelock North	40-44	x	13.80	16.02	16.02	3
Mere	Tua	Whanganui	40-44	9.38	x	9.48	9.48	4
Theresa	Bartlett	Masterton	50-54	x	22.61	24.79	24.79	1
Raewyn	Grigg	Inglewood	50-54	19.00	13.39	18.70	19.00	2
Caren	Steed	Whanganui	50-54	8.51	x	9.88	9.88	3
Dale	McMillan	Palmerston North	55-59	22.00	20.70	15.37	22.00	1
Rachel	King	Hokitika	55-59	16.72	21.10	20.75	21.10	2
Jen	Fee	Palmerston North	55-59	13.47	x	12.26	13.47	3
Gaylene	Edwards	Kapiti Coast, Wellington	55-59	8.76	11.10	11.58	11.58	4
Jill	Martin	Taihape	60-64	x	5.84	x	5.84	1
Diane	Howard	Otamatea	65-69	8.73	9.76	10.99	10.99	1
Jill	Evans	Terrace End Palmerston North	70-74	11.19	x	11.06	11.19	1
Nancy	McMahon	Bend	70-74	x	7.34	x	7.34	2
Rita	Gammon	Coalville	85-89	9.92	9.66	x	9.92	1



NEW ZEALAND MASTERS GAMES™

NZMG 2023

Sunday 5th February 2023

Womens Discus All grades

1.30pm

First Name	Surname	Region	Grade	Attempt	Attempt	Attempt	Best	Place
Lisa	Miller	Wanganui	35-39	x	x	15.53	15.53	1
Lisa	Martin	Whanganui	40-44	19.76	22.07	22.97	22.97	1
Vanessa	Pendergrast	Pahiatua	40-44	19.62	19.74	x	19.74	2
Julie	Whiting	Burbank	40-44	15.25	14.60	18.20	18.20	3
Vicky	Simpson	Havelock North	40-44	16.85	17.32	x	17.32	4
Theresa	Bartlett	Masterton	50-54	17.67	21.00	24.43	24.43	1
Raewyn	Grigg	Inglewood	50-54	20.94	19.72	17.74	20.94	2
Fiona	Black	New Plymouth	50-54	x	16.36	17.67	17.67	3
Caren	Steed	Whanganui	50-54	13.65	12.93	x	13.65	4
Jen	Fee	Palmerston North	55-59	19.68	20.47	18.76	20.47	1
Rachel	King	Hokitika	55-59	14.93	17.73	16.84	17.73	2
Gaylene	Edwards	Kapiti Coast, Wellington	55-59	11.83	14.7	x	14.70	3
Jill	Martin	Taihape	60-64	8.14	12.32	12.80	12.80	1
Diane	Howard	Otamatea	65-69	13.52	13.94	10.68	13.94	1
Jill	Evans	Palmerston North	70-74	14.82	15.29	14.21	15.29	1

Beryl	McMillan	Pongaroa	70-74	14.64	14.00	12.56	12.56	2
Nancy	McMahon	Bend	70-74	8.08	x	8.89	8.89	3
Rita	Gammon	Coalville	85-89	12.87	12.84	x	12.87	1



NEW ZEALAND MASTERS GAMES™

NZMG

2023

Sunday 5th February 2023

Mens Discus 30-59

2.45pm

First Name	Surname	Region	Grade	Attempt	Attempt	Attempt	Best	Place
Praveen	Silva	Normanby	30-34	19.72	x	22.78	22.78	1
Iona	Lupena	Auckland	35-39	28.88	30.12	29.58	30.12	1
Luke	Crombie	Camberley, Hastings	35-39	x	20.05	21.17	21.17	2
Bevin	Thirkell	Palmerston North	35-39	18.33	18.93	20.18	20.18	3
Filipo	Levi	Auckland	40-44	28.98	30.11	28.33	30.11	1
Charles	Watkins	Havelock North	40-44	28.05	x	x	28.05	2
Hadleigh	Reid	Whanganui	40-44	16.44	16.45		16.48	3
Joshua	Sharkey	Upper Hutt	45-49	23.24	22.72	25.17	25.17	1
Lorne	Singer	Levin	45-49	24.27	20.05	23.39	24.27	2
Trevor	Wilson	Whanganui	45-49	16.52	17.7	15.83	17.7	3
Greg	Keenan	Wellington	50-54	31.69	31.98	33.43	34.98	1
Craig	Marriott	New Plymouth	50-54	27.31	x	26.64	27.31	2
Jannie	de Wit	Mayfair	50-54	22.15	27.27	24.37	27.27	3
Mark	Cornaga	Hamilton	50-54	24.99	24.37	26.13	26.13	4
Richard	Takurua	Ashhurst	55-59	28.49	26.4	27.55	28.49	1



NEW ZEALAND MASTERS GAMES™


NZMG 2023

Sunday 5th February 2023

Mens Discus 60+

3.35pm

First Name	Surname	Region	Grade	Attempt	Attempt	Attempt	Best	Place
Michael	Collins	Redding	60-64	36.31	x	39.50	39.50	1
Gary	Rawson	Lower Hutt	60-64	x	26.50	26.70	26.70	2
Mark	Bradley	Lower Hutt	60-64	26.18	25.55	26.58	26.58	3
Michael	O'Leary	Hastings	60-64	23.36	25.81	x	25.81	4
Shawn	McMahon	Bend	60-64	24.17	24.12	22.91	24.17	5
Stephen	O'Longargain	Henderson	60-64	13.29	x	13.79	13.79	6
wayne	fielder	Edge Hill	65-69	27.67	30.82	29.46	30.82	1
Dennis	O'Leary	Hastings	65-69	23.71	24.71	27.67	27.67	2
Tapendra singh	Sokhi	Mount wellington	65-69	15.82	17.63	17.15	17.63	3
PREM ASISH	MUKERJEE	Browns Bay/ Auckland	65-69	9.12	9.48	10.89	10.89	4
Laurie	Malcolmson	Dannevirke	70-74	x	23.83	24.51	24.51	1
Tuariki	Delamere	Auckland	70-74	21	x	24.47	24.47	2
Peter	Barnes	Fairfield, Lower Hutt	70-74	x	14.15	x	14.15	3
Bernie	O'Sullivan	Auckland	70-74	10.06	13.19	12.84	13.19	4
Peter	Crawford	Taupo	75-79	25.85	24.14		25.85	1
Murray	Robb	Wellington	75-79	x	18.55	18.07	18.55	2
MARTIN	BRYANT	BLUFF HILL NAPIER	75-79	11.14	12.98		12.98	3
Mike	Shepherd	Ashhurst	80-84	19.65	20.24	x	20.24	1
BARRY	KREBS	LEVIN	85-89	10.58	12.37	11.14	12.37	1
Jim	Blair	Dunedin	90-94	15.44	15.31	15.61	15.61	1



NEW ZEALAND MASTERS GAMES™

NZMG 2023

Sunday 5th February 2023

Womens LJ 30+ All grades

2.00pm

First Name	Surname	Region	Grade	Attempt	Attempt	Attempt	Attempt	Best	Place
Aimee	Tosland	Hawera	30-34	x	x	2.80	2.94	2.94	1
Marguerite	Mcguckin	Wanganui	45-49	3.19	3.39	3.27	3.55	3.55	1
Raewyn	Grigg	Inglewood	50-54	2.95	2.95	3.13	x	3.13	1
Dale	McMillan	Palmerston North	55-59	3.01	3.30	3.35	3.12	3.35	1
Frances	Bayler	Wanganui	80-84	1.96	x	1.89	2.05	2.05	1



NEW ZEALAND MASTERS GAMES™

NZMG 2023

Sunday 5th February 2023

Mens LJ 30+ All grades 2.45pm

First Name	Surname	Region	Grade	Attempt	Attempt	Attempt	Attempt	Best	Place
Matt	Field	Paraparaumu	35-39	4.95	4.63	4.96	4.93	4.96	1
Hadleigh	Reid	Whanganui	40-44	3.62	3.82			3.82	1
Lorne	Singer	Levin	45-49	4.31	4.70	4.38	4.70	4.70	1
Kerry	Griffiths	Ashhurst	50-54	3.14				3.14	1
Gary	Rawson	Lower Hutt	60-64	x	3.45	4.42	4.17	4.42	1
Michael	O'Leary	Hastings	60-64	3.75				3.75	2
Dennis	O'Leary	Hastings	65-69	3.54	3.54	3.77	3.55	3.77	1
Barry	Eunson	Wanneroo	65-69			3.6	3.62	3.62	2
Ian	Morton	Wainuiomata, Lower Hutt	65-69	1.59	1.5	1.84		1.84	3
Tapendra singh	Sokhi	Mount wellington	65-69	1.63	1.55			1.63	4
PREM ASISH	MUKERJEE	Browns Bay/ Auckland	65-69	1.36	1.45	1.43	1.16	1.45	5
Tuariki	Delamere	Auckland	70-74	2.12	2.15			2.15	1
Peter	Barnes	Fairfield, Lower Hutt	70-74	1.62	1.45	1.67		1.67	2
Ross	McBeth	Whanganui	75-79	2.17				2.17	1
Bernie	O'Sullivan	Titirangi, Auckland	75-79	x	1.24	1.16	x	1.24	2

Allan	Martin	Warkworth	95-99	1.14	1.16	1.28	1.31	1.31	1
-------	--------	-----------	-------	------	------	------	------	------	---



NEW ZEALAND MASTERS GAMES™

NZMG 2023

Sunday 5th February 2023

Womens Hammer 30+ All grades

5.00pm

First Name	Surname	Region	Grade	Attempt	Attempt	Attempt	Best	Place
Lisa	Miller	Wanganui	35-39	16.64	x	17.36	17.36	1
Vanessa	Pendergrast	Pahiatua	40-44	20.81	21.77	20.37	21.77	1
Mere	Tua	Whanganui	40-44	16.90	15.10	x	16.90	2
Lisa	Martin	Whanganui	40-44	11.24	13.74	x	13.74	3
Raewyn	Grigg	Inglewood	50-54	29.14	x	x	29.14	1
Fiona	Black	New Plymouth	50-54	25.12	x	25.60	25.60	2
Theresa	Bartlett	Masterton	50-54	21.84	21.21	23.47	23.47	3
Jen	Fee	Palmerston North	55-59	24.92	24.89	x	24.92	1
Gaylene	Edwards	Kapiti Coast, Wellington	55-59	18.59	16.15	14.50	18.59	2
Jill	Martin	Taihape	60-64	8.45	x	8.54	8.54	1
Jill	Evans	Terrace End Palmerston North	70-74	21.92	20.83	21.41	21.92	1
Beryl	Rogers	titahi bay porirua	70-74	13.95	16.77	15.90	16.77	2
Nancy	McMahon	Bend	70-74	6.37	x	7.97	7.97	3
Frances	Bayler	Wanganui	80-84	x	18.80	12.47	18.80	1



NEW ZEALAND MASTERS GAMES™

NZMG 2023

Sunday 5th February 2023

Mens Hammer 30+ All grades

6.30pm

First Name	Surname	Region	Grade	Attempt	Attempt	Attempt	Best	Place
Iona	Lupena	Auckland	35-39	29.92	29.94	28.70	29.94	1
Hadleigh	Reid	Whanganui	40-44	x	15.55	x	15.55	1
Joshua	Sharkey	Upper Hutt	45-49	20.10	16.81	19.36	20.10	1
Richard	Takurua	Ashhurst	55-59	x	x	28.95	28.95	1
Shawn	McMahon	Bend	60-64	20.39	21.41	x	21.41	1
Stephen	O'Longargain	Henderson	60-64	14.25	15.82	14.77	15.82	2
Mark	Bradley	Lower Hutt	60-64	x	x	x		
PREM ASISH	MUKERJEE	Browns Bay/ Auckland	65-69	5.70	6.06	6.06	6.06	2
Wayne	Fielder	Edge Hill	65-69	x	27.62	27.54	27.62	3
Tapendra singh	Sokhi	Mount Wellington	65-69	15.69	16.01	14.99	16.01	1
Tuariki	Delamere	Auckland	70-74	30.76	30.85	30.07	30.85	1
Peter	Barnes	Fairfield, Lower Hutt	70-74	17.68	x	16.49	17.68	2

Bernie	O'Sullivan	Titirangi, Auckland	75-79	12.29			12.29	1
Mike	Shepherd	Ashhurst	80-84	23.96	x	22.86	23.96	1
BARRY	KREBS	LEVIN	85-89	15.16	15.19	15.33	15.33	1
Jim	Blair	Dunedin	90-94	15.87	16.63	15.07	16.63	1